



District Report Card: 2017


State: Andhra Pradesh	District: West Godavari
Class: 3	Subject: Language
Schools: 58	Students: 763


Participation/Coverage


Students

 GENDER	Boys		Girls	
	Number	%	Number	%
	346	45.35	417	54.65

 AREA	Rural		Urban	
	Number	%	Number	%
	657	86.11	106	13.89

 CATEGORY	SC		ST		OBC		GEN	
	Number	%	Number	%	Number	%	Number	%
	262	34.34	46	6.03	358	46.92	97	12.71

 CWSN	LD	VI	HI	S&LD	ID	Oth
	2	2	0	1	0	2

 Management	Government		Government-aided	
	Number	%	Number	%
	672	88.07	91	11.93

Average Performance of Students in Language (%)

Overall	Gender		Area		Management		Social Group			
	Male	Female	Rural	Urban	Govt.	Aided	SC	ST	OBC	GEN
73.39	71.33	75.09	75.31	61.45	73.33	73.77	74.07	68.84	72.25	77.87

Performance on Learning Outcomes (LOs)

Learning Outcomes	Description	Average Performance(%)
L304	Reads small texts with comprehension i.e., identifies main ideas, details, sequence and draws conclusions	72.69
L312	Reads printed scripts on the classroom walls: poems, posters, charts etc.	74.78

Range of Performance of Students who Answered Correctly							
Below 30%		30% - 50%		50% - 75%		Above 75%	
Number	%	Number	%	Number	%	Number	%
33	4.33	91	11.93	234	30.67	405	53.08

Lowest Performing Learning Outcomes (LOs)

- 1 - Reads small texts with comprehension i.e., identifies main ideas, details, sequence and draws conclusions (72.69)
- 2 - Reads printed scripts on the classroom walls: poems, posters, charts etc. (74.78)